



# Exam.net

A secure assessment platform with tools and functions designed to support the diversity of learners in our classrooms today.

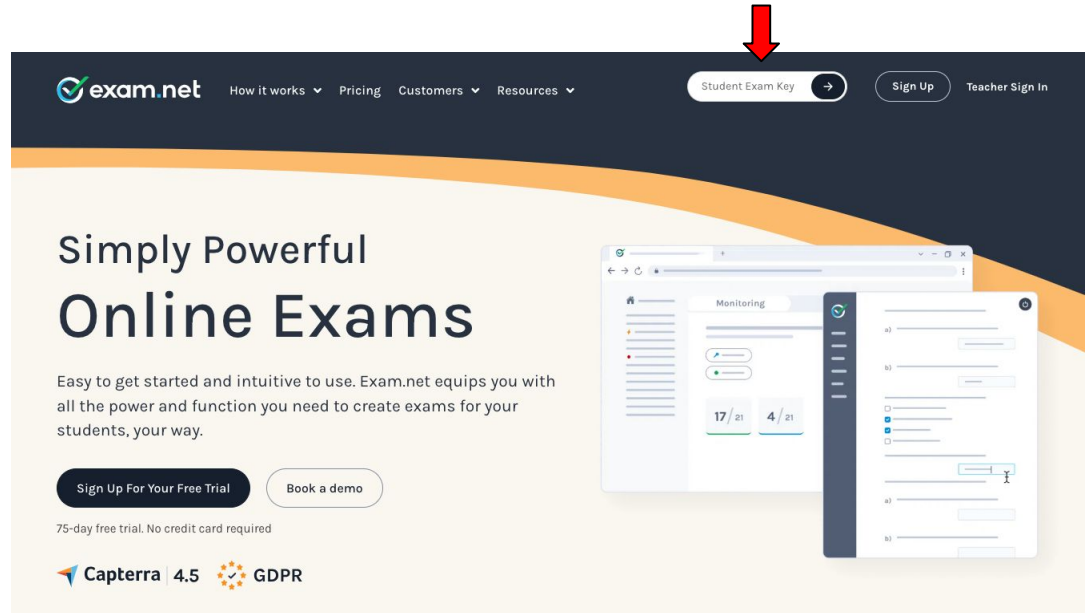


# Nic Cardwell

- Classroom teacher of 30+ years
- Used [Exam.net](#) in the classroom since 2017
- Main contact and support for Scottish schools trialling Exam.net
- Email: [nicola.cardwell@exam.net](mailto:nicola.cardwell@exam.net)

Pretend you are a student - no student accounts are needed.

- Go to the website  
[Exam.net](https://exam.net)
- Enter the student exam  
key: **8T9HNA**

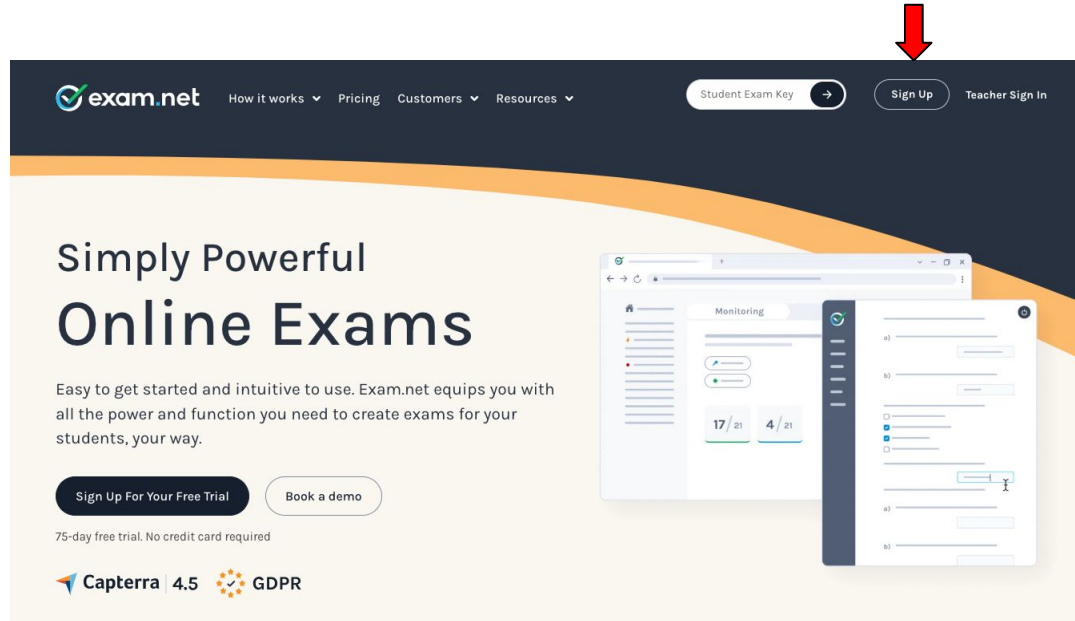




# A guide to getting started

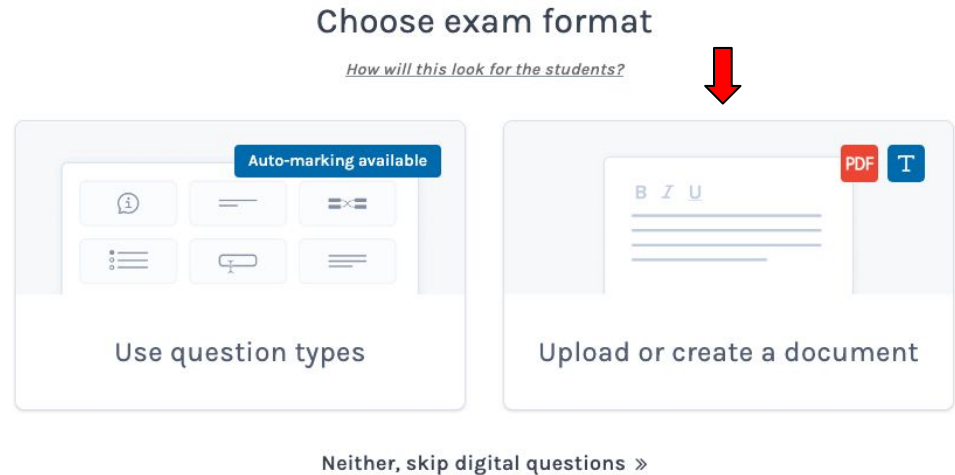
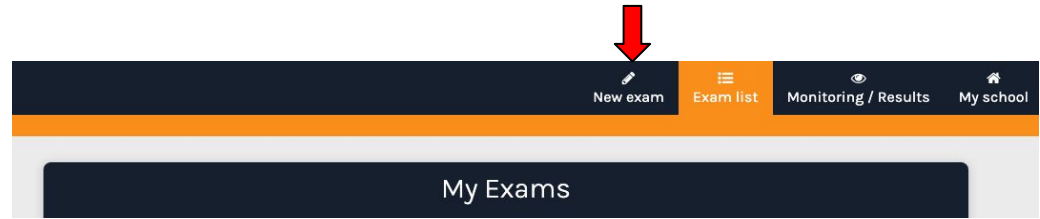
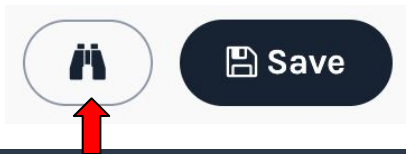
- Sign up on the Exam.net website
- A quick guide to making your own exam
- Lots of creative ideas as to how to support students with different learning challenges
- Coming soon! New tools, features and SQA exam guide soon available
- Useful resources, including Larbert's implementation of Exam.net

- Go to the Exam.net website and sign up
  - ◆ a free trial 75-day trial for your school will be started for all staff to try out
  - ◆ Nic is available during that time for further online support and training



## >> Make your own exam

- Click on **New exam**
- Choose **Upload or create a document**
- Choose **T**
- Write or paste in a worksheet
- Click on **Configure**
- Explore the functions and tools in the configurations
- Preview as a student and **Save**



### Note that....

- you can add tools and features for the whole class in the **configurations** when you create an exam
- and/or
- you can add **accommodations** for individual students in the monitoring view
- the changes you make for an individual happen live in the student's exam menu, so you can add them at the start of a test

#### Accommodations ▲

Spellcheck

Yes, for English

Text to Speech



Translation



English synonyms



Dictionary



Audio recorder



- Features of Exam.net can be used creatively to help support students experiencing the following challenges:
  - ◆ reading and writing
  - ◆ not working in their first language
  - ◆ difficulties with structuring written work
  - ◆ concentration and focus
  - ◆ acute worry or anxiety about a test
  - ◆ difficulties in starting a question or task
  - ◆ needing extra time
  
- These are beneficial in classroom activities as well as exam situations.



## → Reading and writing challenges

Students can control useful functions in the exam window:

→ Change to a font helpful to students with dyslexia

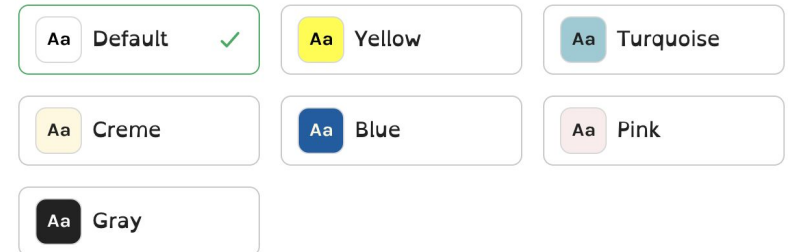
→ Change the background and font colours in the writing area



Text



Color and contrast



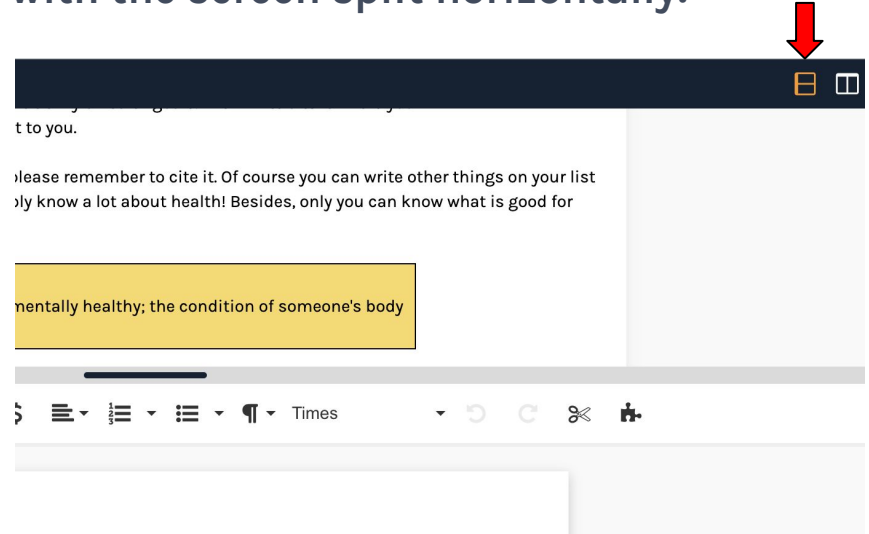
## → Reading and writing challenges

Students can enlarge text and images by using

- the usual keyboard commands on their device
- the in-built zoom function for images/pdfs



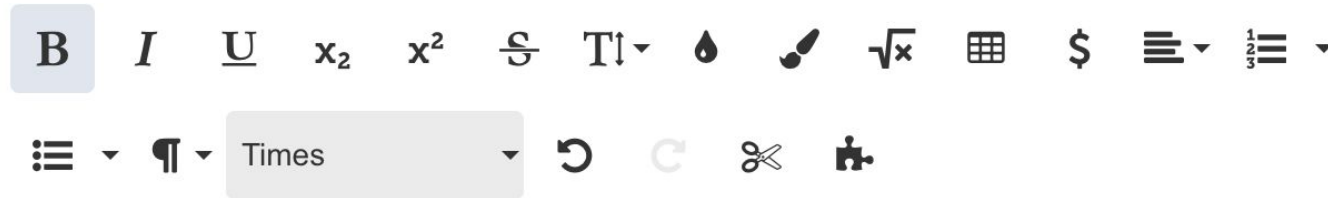
Some students may find it easier to read with the screen split horizontally:



## → Reading and writing challenges

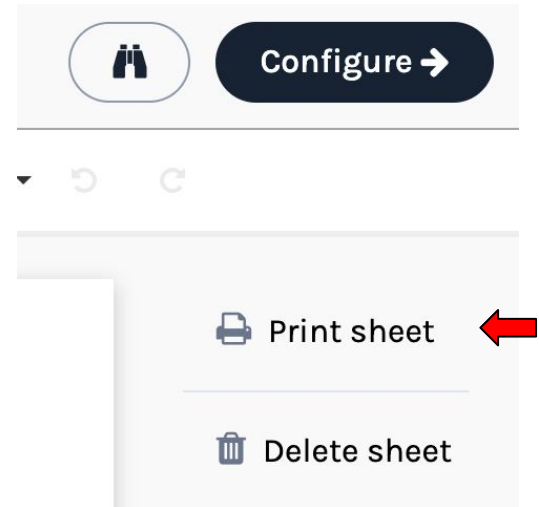
Students can also make use of the editing tools in their writing area to aid reading, for example:

- Change the font, text size etc.
- Highlight areas of the text



→ Reading and writing challenges

If students prefer to annotate or highlight texts on paper, you can print out when creating an assignment



## → Reading and writing challenges

You can add for one or all students:

→ Text to speech


→ Audio recorder for submitting answers orally

 Accessibility tools 

 Text to Speech

 Audio recorder

Text to Speech 

English (GB) 

Highlight text you would like to listen to

 Read aloud

Volume



Speed



## → Language challenges

You can add for one or all students:

### → Translation help with multilingual keyboard



## ⓘ Accessibility tools



Allow translation help

### Translate - full sentences ✕

English



Japanese



Good morning

おはようございます



12 / 200

### → Language challenges

You can add for one or all students:

→ Spellcheck in a variety of languages

→ English synonyms and various dictionaries

### Accessibility tools

#### Spellcheck

Checks the spelling and gives suggestions to misspelled words.

Yes, for English



 English synonyms



 Dictionary

### → Difficulties with structure

- In the settings you can choose to add helpful instructions and/or structure to the student's writing area.
- You could, for example, add question numbers or tips for an essay structure.
- You can even **mirror the questions** to give structure to the writing area

#### Writing area

Choose if you want students to have a writing area and what content it should have at exam start.

Yes, define content

[Edit](#)

B I U  $x_2$   $x^2$   $\int$   $\frac{1}{x}$   $\sqrt{x}$   $\pi$   $\%$   $\text{---}$   $\text{---}$   $\text{---}$   $\text{---}$   $\text{---}$

Times

Answer each question in the spaces provided:

1.

2a.

2b.

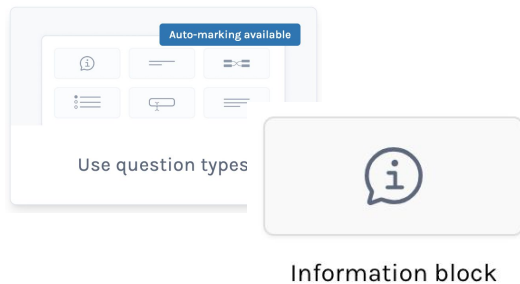
3.



➔ **Difficulties with structure:  
many shorter questions**

➔ **Structure the assessment with  
information blocks and give**

- ◆ **instructions**
- ◆ **guidance**



➔ For questions 1 and 2 answer 'yes' or 'no' as to whether you agree with the statements or not.

1. I really appreciate all the support tools in Exam.net.  
 Yes  
 No
2. Exam.net makes life easier for my teacher.  
 Yes  
 No

➔ For questions 3 onwards write **one short paragraph** of text in the boxes provided to answer the questions.

3. Explain why your teacher is so amazing.

**Answer:**

**B I U : √x ☐ \$**

↻ ↺ ⋮

## → Concentration and focus

→ Reduce distractions by using **High lockdown mode** for all activities on Exam.net

→ Adding an **Audio file** with music in the settings can help certain students focus in class

→ **Display one question at a time** can also help students to focus

Select lockdown mode



∨  Audio files

Student workspace

Display one question at a time

→ **Stress or anxiety can be reduced by hiding certain information**

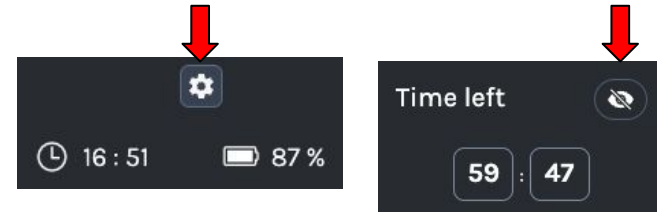
Students can control what they see in the exam window

→ Hide the clock or battery level

→ Hide the timer

In the settings you can also

→ Hide the points



Exam type settings



Hide points for students during the exam

→ **Acute worry or anxiety**

Other ideas used by teachers:

- Add a calming picture (or something funny!) as a pdf
- Add a sound file of calming music

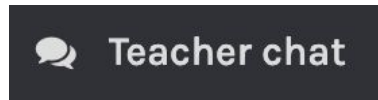


∨  Audio files

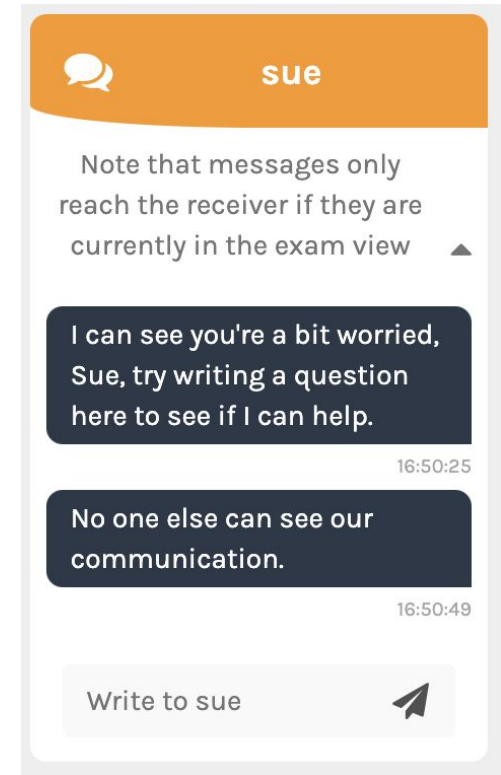
→ **Stress or anxiety**

For students that struggle with putting up their hand in class

→ Encourage them to use the chat function in their menu to ask you for help



→ You can answer them in the **Monitoring** view

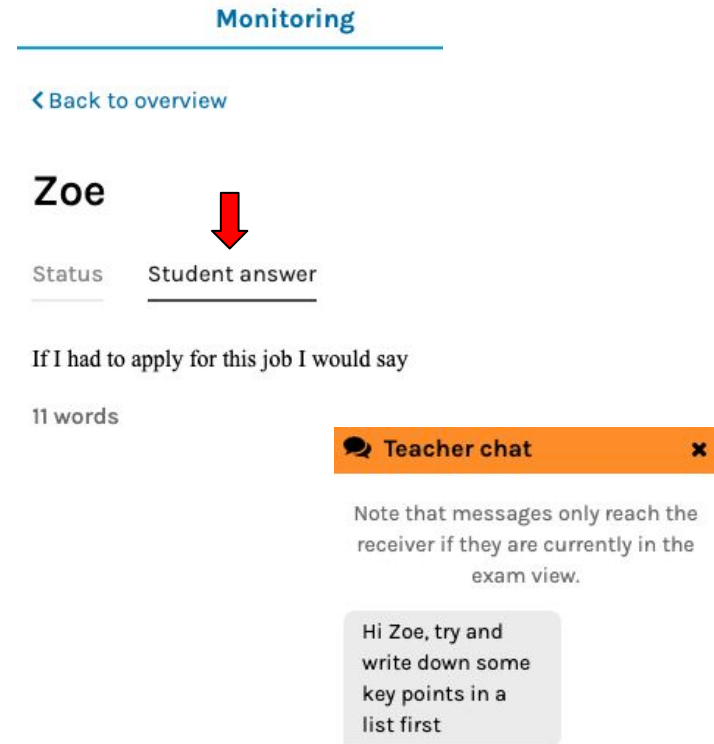


### → Difficulties in starting a question or task

In the monitoring view you can see a student's answer developing over time.

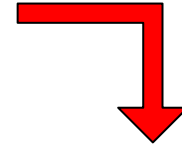
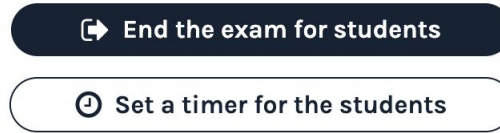
→ You can easily find the students who are finding it difficult to get going

→ Send a chat message with encouragement/tips



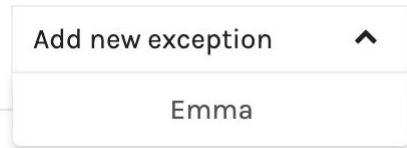
The screenshot shows the 'Monitoring' view for a student named Zoe. At the top, there is a 'Monitoring' header with a blue underline. Below it is a link '< Back to overview'. The student's name 'Zoe' is displayed, with a red arrow pointing down to the 'Student answer' tab. The 'Status' tab is also visible. The student's answer is 'If I had to apply for this job I would say' with a word count of '11 words'. At the bottom right, there is a 'Teacher chat' section with a close button (x). A note states: 'Note that messages only reach the receiver if they are currently in the exam view.' A chat message from the teacher says: 'Hi Zoe, try and write down some key points in a list first'.

## → Extra time



→ In the monitoring view you can set a 'guiding' timer which does not automatically close the exam when it runs out. You can then **End the exam for students**, select certain students to be exceptions and give them extra time.

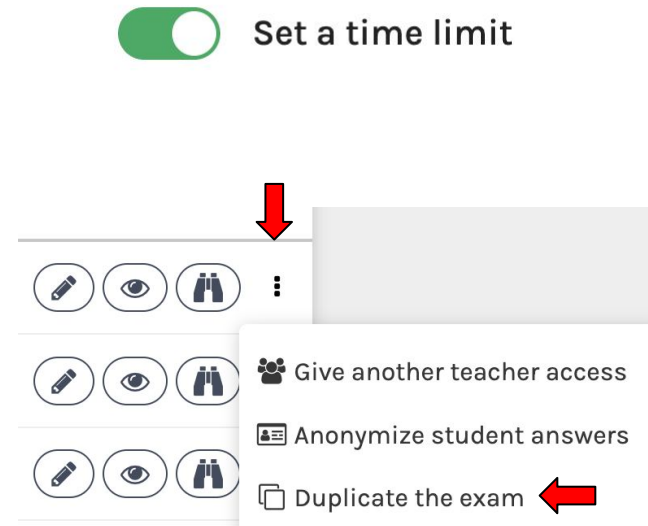
Handle exceptions



→ Extra time in high-stakes exams

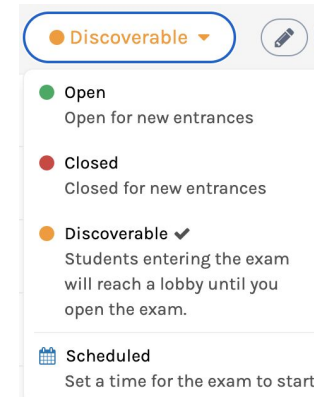
→ In the general exam settings you can **Set a time limit** which gives all students the same time period regardless of when they enter the exam.

→ One idea is to **Duplicate the exam** in the exam list, making a separate exam for those with extra time, and then adjust the time limit





- ➔ Adding individual accommodations in high-stakes exams
- ➔ An idea practised by many schools is to start with the exam in **Discoverable** mode. On entering the exam, students are then waiting in a virtual 'lobby'.
- ➔ You can then add individual accommodations in the **Monitoring view**.
- ➔ The exam can then be opened for everyone from the **Monitoring view**.



Exam key

7jg2q8 ▾

Access ⓘ

● Open ▾

Teachers



- ➔ **These new tools and features will be available in the coming weeks:**
  - ➔ In-built dictation tool for speech-to-text
  - ➔ Individual timers for students needing extra time
  - ➔ Converting a pdf with multiple choice questions to an auto-marked assessment
  
- ➔ **New teacher guide: Conducting SQA exams on Exam.net**

- Let your students practice using all the tools and features you are thinking of using during class - in good time before an assessment.
- Training videos and support on the website
- [A guide](#) to Larbert's implementation of Exam.net

